



**inmind**

thinking  
about project



**IN.** 3D seating at its best.

Wilkhahn





# Activating. Concentrating. Relaxing.

Psychologists, physiotherapists and orthopaedists all agree that physical activity's vital if we want to stay fit and healthy. But it's the whole of our body that's important and not just our backs and joints. Taking enough exercise helps us to cope with stress, to feel happy and to make us more productive. And productivity is a top priority for corporate healthcare programmes. Wilkhahn has devoted decades to making people less desk-bound. It all started with a pioneering study called "From posture-based to motion-based seating" which spawned products that are still considered the world's best and most attractive office chairs. Current research results that highlight the minimum level of physical activity required encourage us to continue down this route. And advancements in material and process technology have opened up opportunities to tap into completely new dimensions of dynamic sitting with our patented 3D kinematics called Trimension®. Our engineers and designers have created IN and made this ground-breaking technology possible for back offices too. Perfectly synchronised 3D dynamics combined with exceptional comfort stimulate our bodies, boost our powers of concentration and make work a relaxing experience.



# **IN. With Trimension®.** **Tracks your body's** **centre of gravity.** **Whatever the posture.**

By nature our bodies are designed primarily for walking. To keep us fit, our joints, muscles and metabolism need our hips to move frequently and to employ as varied a range of motion as possible. Which is why we decided to teach seating to walk. We used kinematics to stimulate natural, three-dimensional movement and ensure our bodies maintain their centre of gravity – whatever the posture. Leading international experts consider Trimension® (applied for the first time in office chair ON®) to be the world's best movement concept at present. Two scientific studies verified that the concept adapts superbly to bodies, fosters well-being and improves health and productivity. And the experience of 250,000 people with Trimension® was incorporated into IN's development. The result is an incomparably natural and dynamic experience when you sit on the chair. Whether you lean forwards, backwards, sideways or rotate your hips, IN's Trimension® reacts to the slightest of shifts in weight. Therefore, your body and the chair constantly interact with one another. The highly flexible seat and back envelopes your body like a second skin to add extra support. You literally feel as if you're sitting 'in' the chair – whatever posture you adopt or movement you choose.





# IN. Form and function.

In this case, form and function are on an equal footing. IN's athletic aesthetic is a perfection mix of ingenious design with first-class materials, appealing finishes and innovative manufacturing processes. The unitary seat and back construction has different levels of elasticity and is made in one piece using cutting-edge 2K technology. It's also connected with the swivel arms, both of which can be moved separately, via distinctive pivotal points. The backrest cover has been designed to match precisely. It's made from especially developed 3D Formstrick (form-fit knit), produced under computer-controlled conditions. Similarly to high-end trainers, the different thicknesses and zones aren't just attractive, but also offer the body perfect support. Just take a seat, adjust the height and turn the knob in the middle to change the counter pressure. We're sure you and IN will never want to part.



reddot award 2015  
winner





The unique way the chair moves is evident in the design. The two pivotal Trimension® points are located near to your hips. The die-cast aluminium swivel arms transmit the force with the elegant sweep of the back-rest directly to the spring at the front. Combined with matching covers, the coloured frames have a very athletic appeal.



The armrests are connected to the swivel arms at the back to offer plenty of room for movement and at the same time track all backwards, forwards and sideways movements. The high-lustre polished swivel arms and star bases match the chrome-plated finishes superbly. When paired with dark covers on the seat and back, they lend IN an outstandingly classy appearance.









When lined up in a row, IN reveals another strength. Its athletic design stands apart from conventional office chairs, but is still understated nevertheless. Anyone preferring a more subtle look can choose from silver or black coated frames. Despite its dynamic make-up, IN is unobtrusive and integrates with the design of any interior.







### **Counter pressure.**

This is adjusted by turning the knob attached to the flexibly mounted central spring. This method automatically ensures that not too much pressure is put on the swivel arms when making the adjustments. Trimension® is designed for people weighing from 45 to 140 kilos.

### **2D armrests.**


The armrests, positioned at the back of the swivel arms, are made of glass fibre-reinforced, black-grey, through-dyed polyamide. The armrest pads come optionally in polypropylene or softer polyurethane. Their height is adjustable by 100 mm in ten positions at the touch of a button.

### **3D armrests.**

By pushing them forwards and pulling them backwards, the depth of the armrest pads (available in both versions) can be adjusted by 50 mm in depth and pivoted in each case by 30° inwards or outwards.

### **Additional lumbar support.**

The optional lumbar support can be adjusted by 60 mm and acts like a height-adjustable backrest. It can be retrofitted at any time and consists of elastic, high-tech plastic which always returns to its original shape. The standard lumbar support is recognisable from the front and the back in the integrated form-fit knit.



### **Trimension® with front tilt.**

The seat and back construction can tilt synchronously from the horizontal by up to 12° in the seat, up to 26° backwards in the back with a sideways tilt of up to 13°. Turning the button upwards on the left underneath the front edge of the seat produces a vertical sitting posture with an extra 5° frontwards tilt.

### **Seat-depth extension.**

In the standard version the seat depth is 430 mm. If you have shorter thighs, you can activate the optional seat-depth extension to decrease the length of the chair in four lockable stages, or if you have longer thighs you can extend it by up to 450 mm. The patented adjustment can be made while seated by pushing slide controls on both sides.






### **Seat with a Formstrick (form-fit knit) cover.**

Similarly to the cover on the back, the form-fit knit cover is also available for the seat if you want both to be in the same material. Similarly to the backrest, the seat then also has different, three-dimensional support zones, giving it a particularly athletic look.



### **Seat with Racer cover.**

In the “starter” version, the seat cover has a flat, smooth appearance. The fabric excels because it’s so hard wearing and very comfortable. To coordinate with the 3D form-fit cover on the back, it’s available in different colours.



### **Seat with other Wilkhahn covers.**

If you want the chair to go with other Wilkhahn seating or design concepts, the seat can also be fitted with alternative covers from the Wilkhahn fabric collection. The deep top stitching is an obvious characteristic of these covers. The short top stitching indicates optional seat-depth extension in all versions.

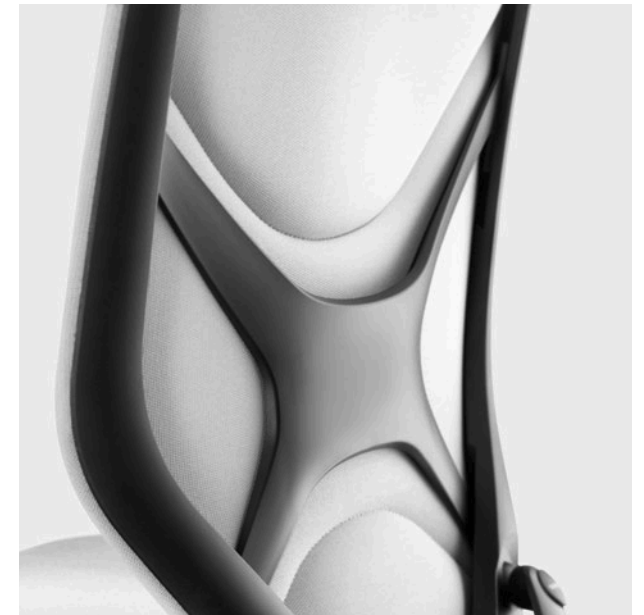


### **Backrest in Formstrick (form-fit knit).**

The lumbar support with higher, three-dimensional density is integrated in the breathable form-fit knit on the back. The otherwise slightly transparent cover is made in one piece and applied to the backrest frame. Consequently it adapts to different body shapes and postures.

### **Backrest with double-ply form-fit knit.**

With a double-ply cover, IN looks exceptionally high quality and even more comfortable. The integrated and equally breathable upholstery foam and the additional stitching ensure a distinctive three-dimensional contour which is reinforced when the chair is viewed from the back by the optional, additional lumbar support.





### **Matt-coated frame surfaces.**

The frame surfaces are also powder coated to match the colours of the Formstrick (form-fit knit) on the back. In addition to the standard coatings in matt black or silver satin finish, they are also available in conjunction with aluminium star bases in the same colour in turquoise, grey, orange and red – all matt.

### **Polished frame surfaces.**

With an aluminium star base in the same design, the die-cast aluminium swivel arms are also optionally available in polished versions. This surface looks highly authentic and matches other natural surfaces well.



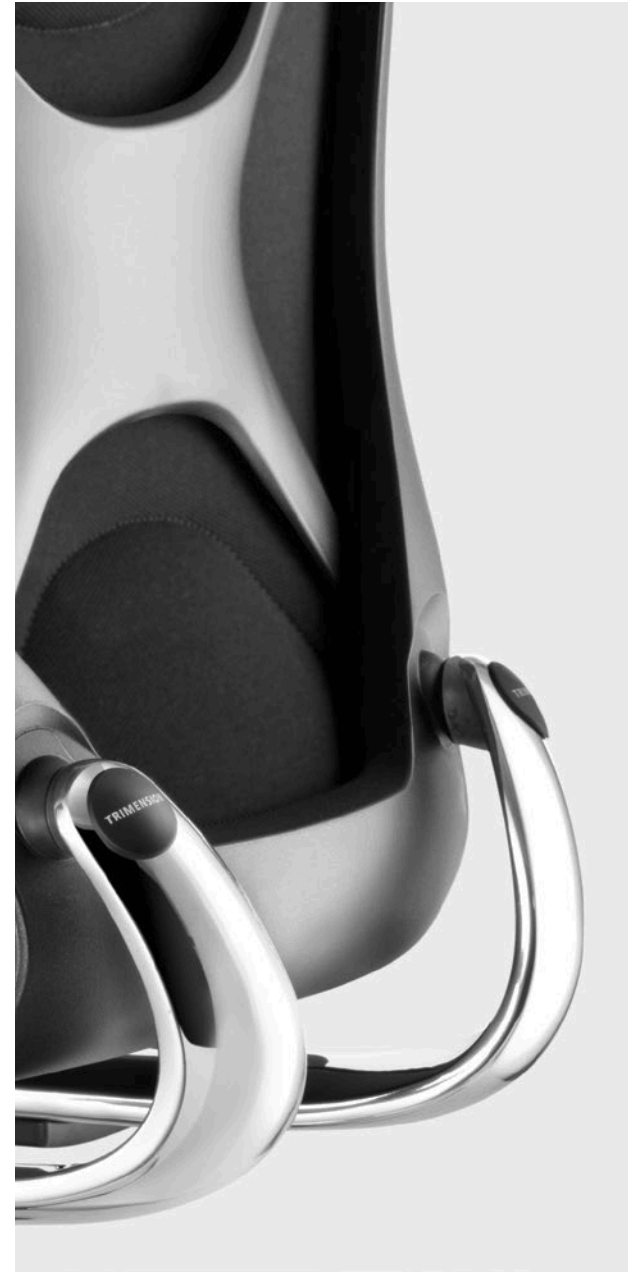

### **High-lustre polished frame surfaces.**

Combined with chrome-plated surfaces, the high-lustre polished frames are another appropriate alternative. Due to their reflective nature, they also make IN look sleeker and more elegant.

### **Star bases.**

The star bases are all fitted with twin wheel swivel castors with load-dependent braking which are also available with soft facings for hard floorings. In the starter models the star bases consist of black, through-dyed, glass fibre-reinforced plastic, otherwise they come in die-cast aluminium.







## Technical overview.

The task chairs have patented Trimension® for three-dimensional, automatic adjustment to any movement and posture. They are combined with the 3D synchronous adjustment technology via the highly elastic seat and back construction. The counter pressure can be adjusted infinitely and locked in the front sitting position. There is optional lumbar support which can be adjusted in height by 60 mm. The seating height is infinitely adjustable at the touch of a button. Optional seat-depth extension from 400 to 450 mm is also available.

## Frame types.

The office chairs have five-star bases made of black plastic or similarly to the swivel arms in die-cast aluminium, they can come coated, polished or bright chrome-plated, with twin wheel swivel castors. The mechanism cover is made of die-cast aluminium, coated black with bellows to accommodate the flexibly mounted central spring. There is a knob to adjust the counter pressure (for people weighing from 45 to 140 kg).

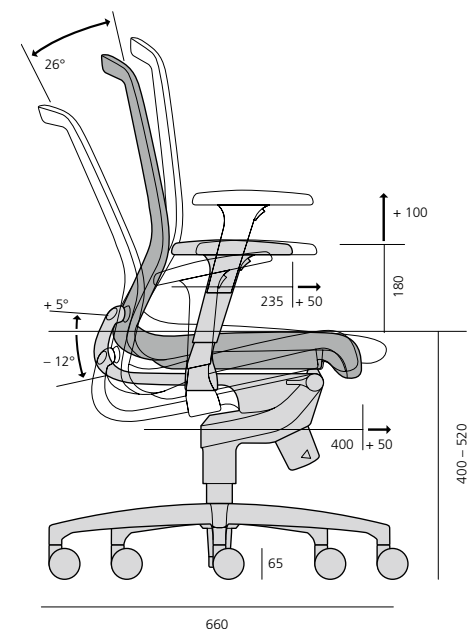
## Seat and back construction.

This consists of a unitary, highly elastic flexibly suspended seat and back construction made of 2K high-tech plastic with a seat upholstery panel and optional seat-depth extension. The seat cushions are made of polyurethane CFC-free foam and are covered in Racer, or optionally form-fit knit in the same material as the backrest, or in fabrics from the Wilkhahn fabric collection. The seat upholstery panel, cushioning and covers are replaceable. The back can optionally be covered in double-ply form-fit knit.

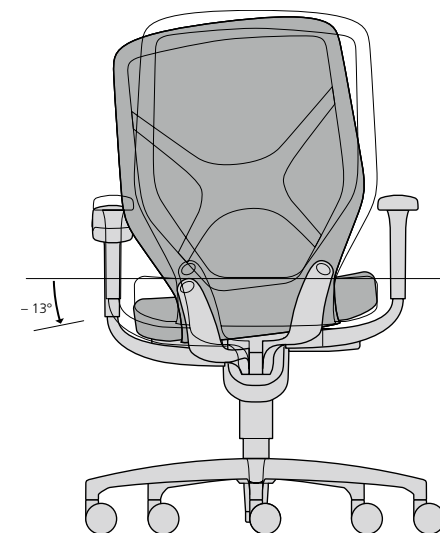
## Armrests.

The armrests can be adjusted by 100 mm in ten lockable positions. They are through-dyed in black and have a three-dimensional adjustment option (they can be extended by 50 mm in depth and can be pivoted inwards and outwards by up to 30°). Armrest pads (width: 80 mm, black through-dyed, optionally with softer surfaces. also optionally without armrests).

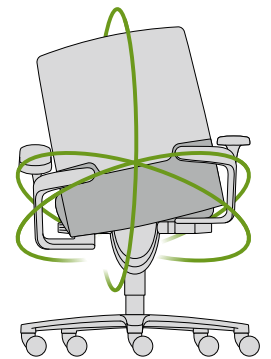
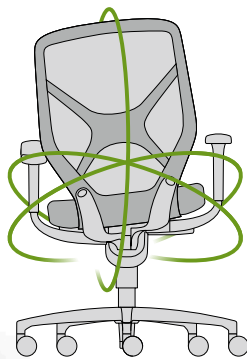
For pictures and detailed technical information visit: [www.wilkhahn.com/in](http://www.wilkhahn.com/in)



All dimensions are in mm



**IN** and **ON** task chairs.  
Design: wiege





## Sustainability included.

Just like its big brother ON, where Trimension® was used for the first time, IN has also been designed to provide the best in form and function. It's also made to last. Its dynamic 3D seating concept, added value due to its health-giving benefits, first-class materials and superb craftsmanship make it an excellent choice. The modular and service-friendly design makes replacing expendable parts, covers and upholstery easier and extends its useful life. The chair does of course come with CFC-free foam cushions and eco-friendly materials. Wherever technically possible, we've used materials that can be recycled. Each part is labelled so that it can be properly recycled. The Federal Ecodesign Award is just one of the accolades ON has garnered. This prize was presented for the way the chair combines cutting-edge innovation with ecological responsibility. To produce its little brother IN, we've come up with a compact design, ingenious technology and new material processes in order to reduce the number of parts and the weight even further. The logistical and manufacturing processes are also kind to the environment. At the main plant in Bad Münders, over 50% of energy consumed is already generated from CO<sub>2</sub>-neutral sources. Wilkhahn is a winner of the German Environment Prize and is ISO 14001 and EMAS certified. And what's more, we were the first office furniture manufacturer to sign a global agreement that requires our suppliers and partners to comply with environmental and social-responsibility standards.



Wilkhahn  
Wilkening + Hahne GmbH+Co. KG  
Fritz-Hahne-Straße 8  
31848 Bad Münder  
Germany  
Tel. + 49 (0) 5042 999-0  
Fax + 49 (0) 5042 999-226  
info@wilkhahn.com  
www.wilkhahn.com

North America  
New York, Chicago  
info@wilkhahn.com

Australia  
Sydney, Brisbane,  
Melbourne  
info@wilkhahn.com.au

Belgium, Antwerpen  
info@wilkhahn.be

China, Shanghai  
info@wilkhahn.com.cn

España, Madrid  
info@wilkhahn.es

France, Paris  
info@wilkhahn.fr

Great Britain, London  
info@wilkhahn.co.uk

Hong Kong  
info@wilkhahn.com.hk

Japan, Tokyo  
info@wilkhahn.co.jp

Nederland, Rotterdam  
info@wilkhahn.nl

Österreich, Wien  
info@wilkhahn.at

Schweiz, Bern  
info@wilkhahn.ch

Singapore  
info@wilkhahn.com.sg

South Africa, Johannesburg  
info@classicwl.co.za

United Arab Emirates, Dubai  
info@wilkhahn-me.com





**inmind**

256, Kifisias Ave.  
15231 Chalandri, Athens

+30 210 614 1550  
info@inmind.com.gr

**inmind.com.gr**