



Technical data

product description

- 10 - pouffe
- 11 - pouffe to be connected with 1 partition wall
- 12 - pouffe to be connected with 2 partition walls
- 13 - pouffe to be connected with 3 partition walls
- 20 - armchair
- 21 - armchair to be connected with 1 partition wall
- 22 - armchair to be connected with 2 partition walls
- 23 - armchair to be connected with 3 partition walls
- 30 - corner armchair
- 31 - corner armchair to be connected with 1 partition wall
- 32 - corner armchair to be connected with 2 partition walls
- C1 - pouffe - 30 degree connector
- C2 - pouffe - 60 degree connector
- P1 - pouffe - 30 degree armrest
- P3 - pouffe - rectangular armrest (350x700 mm)
- P4 - pouffe - rectangular armrest on legs (350x700 mm)
- W11 - single partition wall to be connected with 1 seat
- W12 - single partition wall to be connected with 2 seats
- B - square table
- BW1 - square table to be connected with 1 partition wall
- BW2 - square table to be connected with 2 partition walls
- B1 - table - 30 degree connector
- B2 - table - 30 degree connector

frame

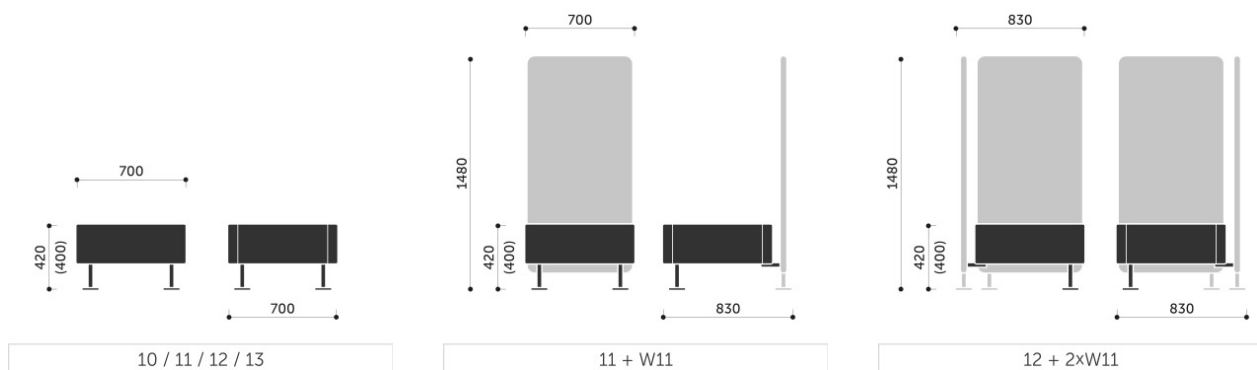
- Variantss:
- black (powder coated)
 - metallic (powder coated)
 - chrome
 - satin chrome

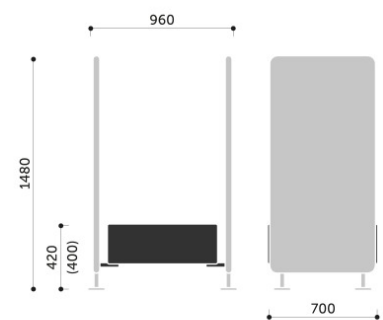
table top

- 10 mm thick table top.
- composite with HPL laminate finish in white (LW01), black (LW02) or grey (LW04) colour
 - seasoned milk glass (G1)

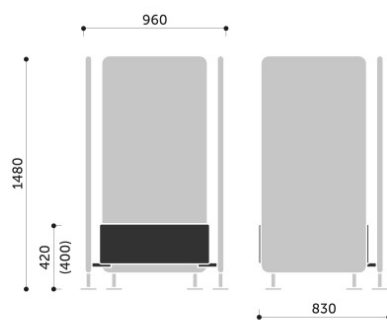
glides	<p>Standard - hard glides (for soft floors)</p> <p>Option - felt glides (for hard floors)</p> <p>Foot made of metal sheet, leg made of metal pipe.</p>
shell	<p>Internal frame: chipboard + solid wood + plywood + upholstery belts.</p> <p>Seat: cut foam of 35 kg/m³ and 40 kg/m³ density + cold moulded Foam of 80 kg/m³ density</p> <ul style="list-style-type: none"> - backrest: cut foam of 35 kg/m³ and 40 kg/m³ density - partition wall: cold moulded foam of 65 kg/m³ density - linking unit: cut foam of 35 kg/m³ and 40 kg/m³ density
медиапортами	Possibility of ordering products with mediaport (electrical outlet and USB port).
net weight	<ul style="list-style-type: none"> - 10, 11, 12, 13 - 15,0 kg - 20, 21, 22, 23 - 19,0 kg - 30, 31, 32 - 20,0 kg - B, BW1, BW2 - 25,5 kg - B1 - 13,0 kg - B2 - 18,0 kg - C1 - 7,0 kg - C2 - 9,0 kg - P1 - 9,5 kg - P3 - 10,0 kg - P4 - 11,0 kg - W11, W12 - 9,5 kg
gross weight	<ul style="list-style-type: none"> - 10, 11, 12, 13 - 18,0 kg - 20, 21, 22, 23, 30 - 23,5 kg - 31, 32 - 24,5 kg - B, BW1, BW2 - 28,5 kg - B1 - 14,5 kg - B2 - 20,5 kg - C1 - 8,5 kg - C2 - 11,5 kg - P1 - 12,0 kg - P3 - 12,5 kg - P4 - 13,5 kg - W11, W12 - 11,5 kg
additional information	<p>Option - hooks set for stabilizing adjoining elements.</p> <p>Cushions with filling:</p> <ul style="list-style-type: none"> - 300 x 300 mm - 400 x 400 mm

Dimensions

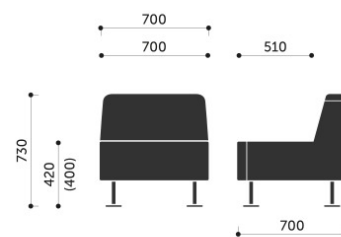




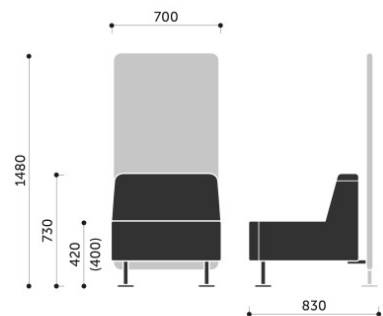
12 + 2xW11



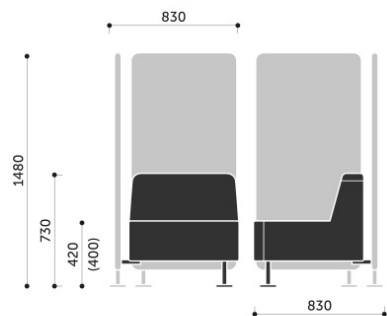
13 + 3xW11



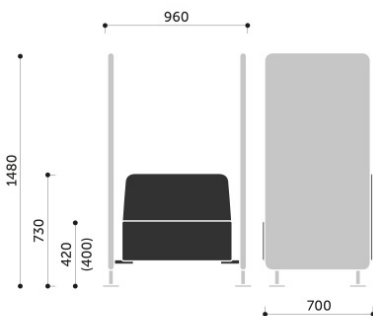
20 / 21 / 22 / 23



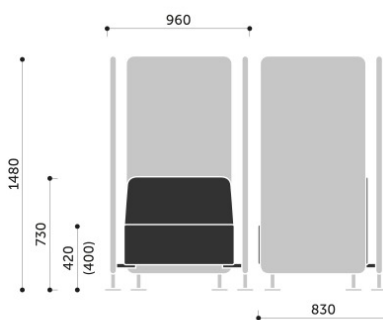
21 + W11



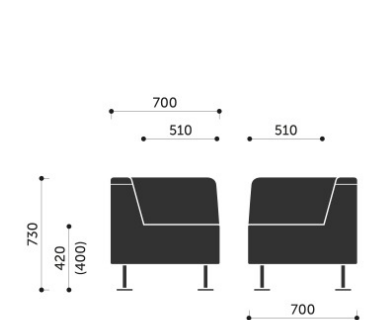
22 + 2xW11



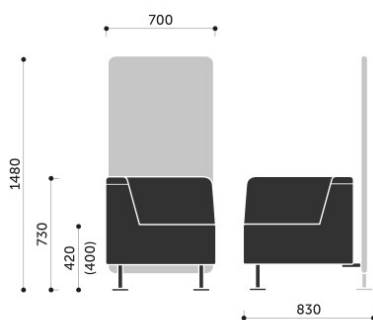
22 + 2xW11



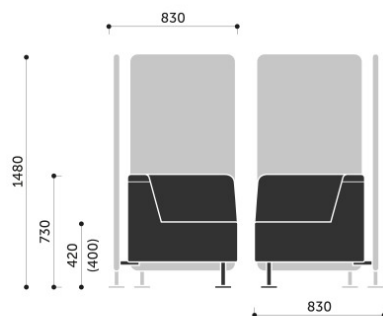
23 + 3xW11



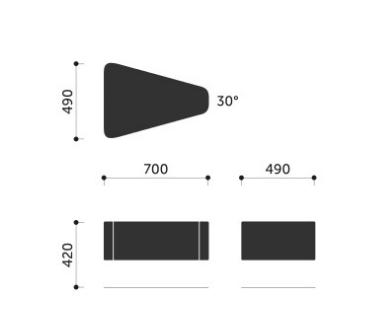
30 / 31 / 32



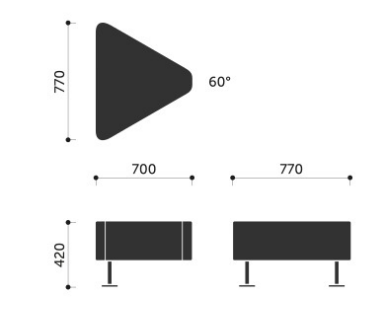
31 + W11



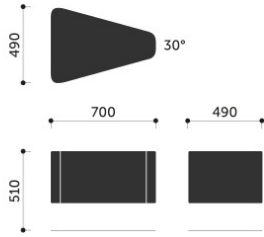
32 + 2xW11



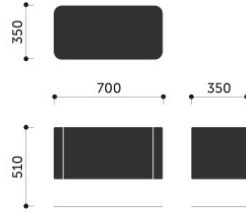
C1



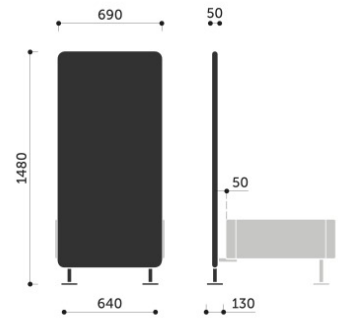
C2



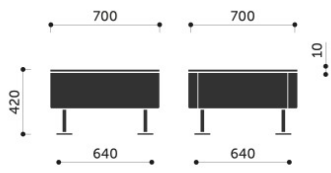
P1



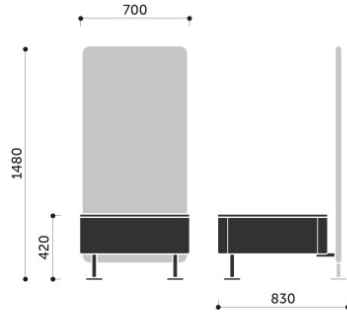
P3



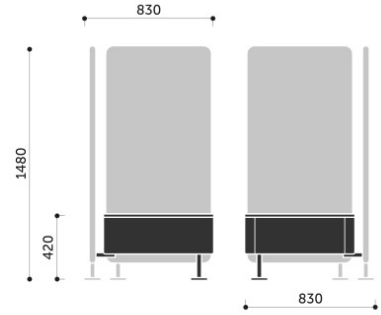
W11 / W12



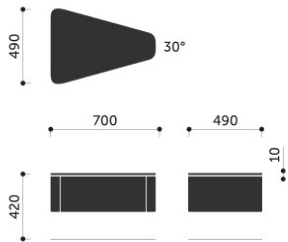
B



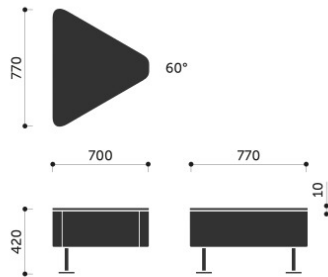
BW1 + W11



BW2 + 2xW11



B1



B2